



CONNECT WITH US

## GROW WITH US IN YEAR FOUR OF THIS PROGRAM!

REACH OUT TO YOUR LOCAL PIONEER OR BUNGE CHEVRON AG RENEWABLES REPRESENTATIVE WITH ANY QUESTIONS AND GET SIGNED UP FOR THE PROGRAM TODAY!

Unlock additional value and diversify your operation by growing with us this season. Visit [BungeAg.com/WinterCanola](https://BungeAg.com/WinterCanola) to learn more.



## 2027 Certified Winter Canola Program

*Winter canola is uniquely positioned to be included in current cropping systems for farmers, improving farm income potential while creating an opportunity to diversify and grow more agricultural feedstocks for lower-carbon biofuels.*




Pioneer® brand products are provided subject to the terms and conditions of purchase which are part of the labeling and purchase documents. ® Trademarks of Corteva Agriscience and its affiliated companies. © 2026 Corteva. © 2026 Bunge.

# BENEFITING FARMERS, AGRICULTURE AND ENERGY



## AGRICULTURE – VITAL TO LOW-CARBON ENERGY

As the world prioritizes carbon emissions reduction and transitions to lower-carbon energy sources, the demand for renewable biofuels derived from agricultural crops is steadily increasing. Pioneer has joined forces with Bunge Chevron Ag Renewables to unlock winter canola as a biofuel feedstock available to a wider market. Pioneer is building on a century of breeding and agronomic expertise to deliver locally adapted winter canola hybrids. Plus, the partnership with Bunge Chevron Ag Renewables can help provide market stability and contract assurances that all production from enrolled canola acres will be purchased.



## WINTER CANOLA – A GROWING OPPORTUNITY

There are a number of benefits that make growing winter canola hybrids a wise choice, from their high yield potential to their ability to hold more nutrients, water and carbon in the earth to boost soil health and sustainability. Winter canola has been a profitable rotation crop for European farmers, and field tests combined with commercial production have proven that it can have the same results for U.S. farmers, too.



## WHAT'S IN IT FOR THE GROWERS?

- Diversify income sources and potentially increase total farm profitability.
- Access a clear path to market for harvested crop.
- Participate in growing renewables feedstock market.
- Improve soil health through plant diversity and water filtration.
- Maximize productivity through multi-year crop rotation.
- Receive agronomic guidance and stewardship support through local area experts.



## HOW TO PARTICIPATE IN THE PROGRAM:

- 1 Reach out to your local Pioneer or Bunge Chevron Ag Renewables representative to sign up for a specific number of acres.
- 2 Contract acres of production according to winter canola cash bids available for your region.
- 3 Deliver all grain to your local predetermined facility and get paid by Bunge Chevron Ag Renewables.\*

\*Grain delivered subject to quality grading standards

# PIONEER® BRAND WINTER CANOLA HYBRIDS DELIVER LEADING PRODUCTS

## PROVEN TO HELP MAXIMIZE YIELD POTENTIAL.



### LEADING DISEASE RESISTANCE

We combine industry-leading research with top genetics to help improve productivity with unmatched disease resistance.



### TOP PERFORMANCE

With elite genetics, our canola hybrids deliver industry-leading yield potential and consistent oil content.



### PRODUCTION GUIDELINES

<b>Planting Dates</b>	Sept. 10 – Oct. 5 on well-drained soils	
<b>Seedbed Prep</b>	Firm seedbed required	
<b>Seeding Rate</b>	2.5 – 3.5 lbs/acre (depending on seed size) to achieve final stand of 5 – 7 plants/sq ft in late fall	
<b>Row Spacing</b>	7.5", 15", 20"	
<b>Seeding Depth</b>	1/2" – 3/4"	
<b>Weed Control</b>	Clean seedbed is vital for stand establishment. Control volunteer corn early. Avoid fields with Italian ryegrass or wild mustard/radish.	
<b>Fertility</b>	<b>Fall</b>	<b>Recommendation (lb/ac)</b>
	<b>Nitrogen (N)</b>	<b>20 – 30 lbs/ac</b>
	<b>Phosphorus (P<sub>2</sub>O<sub>5</sub>) Soil Test (ppm)</b>	
	Low (<15)	80 – 90
	Medium (15 – 30)	60 – 70
	High (>30)	Maintenance (40 – 50)
	<b>Potassium (K<sub>2</sub>O) Soil Test K (ppm)</b>	
	Low (<120)	100 – 120
	Medium (120 – 180)	60 – 80
	High (>180)	Maintenance (20 – 30)
	<b>Late Winter / Early Spring</b>	<b>Recommendation (lb/ac)</b>
	<b>Nitrogen (N)</b>	<b>Split at 30 days apart</b>
Low OM / No residual N	Split: 60 lbs/ac late winter, 60 lbs/ac early spring	
Medium OM / Some residual N	Split: 50 lbs/ac late winter, 50 lbs/ac early spring	
High OM / Legume previous crop	Split: 45 lbs/ac late winter, 45 lbs/ac early spring	
<b>Sulfur (S)</b>	30 lbs/ac (split with nitrogen applications)	
<b>Boron (B)</b>	1 – 2 lbs/ac	
<b>Insect Management</b>	Treat per scouting thresholds for aphids and/or cabbage pod weevils.	
<b>Fungal Disease Management</b>	First application recommendation is 2 MOA for white mold to be applied late winter and before pre-bolt phase (estimate Feb. to early March). Second application recommendation is to apply 2 or 3 MOA for white mold control at 20% – 30% bloom (estimate late March to early April).	
<b>Harvest</b>	Mid-May to early June: Use a desiccant to ensure even moisture/maturity for ease of harvest. Grain moisture needs to be at or below 10% to ensure proper storage.	



### Lumiderm®

INSECTICIDE SEED TREATMENT

#### PROTECTION WITH LUMIDERM® INSECTICIDE SEED TREATMENT

With Lumiderm-treated canola seed, get the full advantage for the highest yield potential. This enhanced protection is critical during the first few weeks of seedling growth to allow the canola crop to thrive. Lumiderm has also led to substantial increases in plant vigor and biomass.

# FREQUENTLY ASKED QUESTIONS

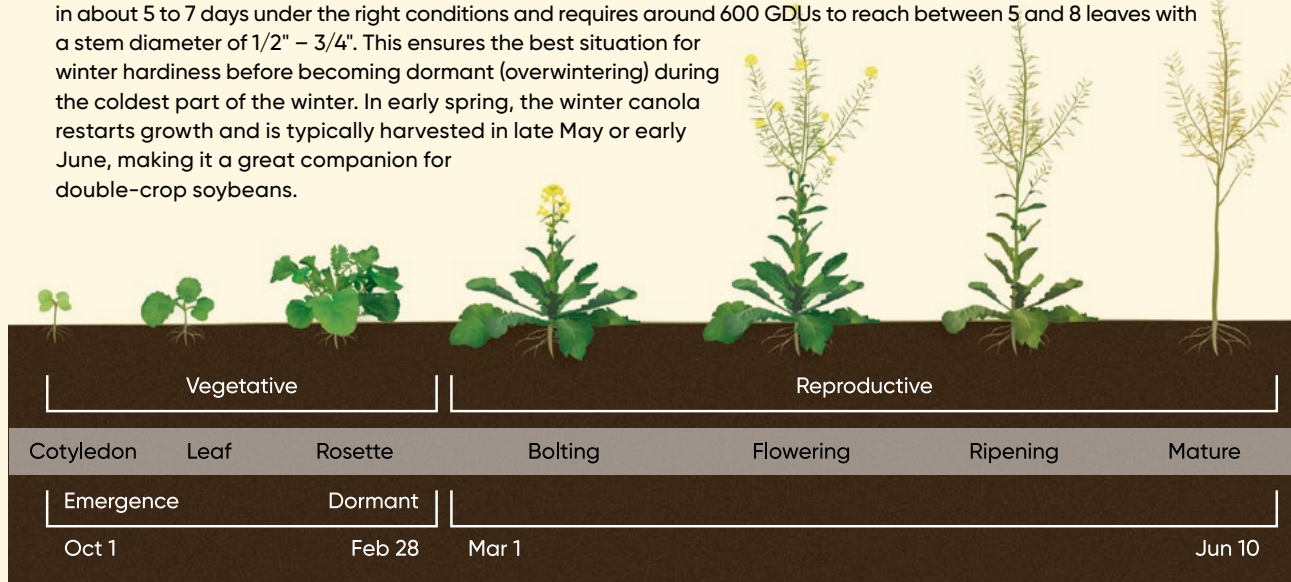


## Q WHAT IS WINTER CANOLA? HOW IS IT DIFFERENT THAN SPRING CANOLA?

A Winter canola is planted in the fall and overwinters to be harvested in the early summer. By comparison, spring canola is planted in early spring and harvested in the fall. The plants are similar in terms of their biological makeup, although winter canola has better tolerance to cold and freezing. Due to its longer growing season, winter canola yields are about 20% to 30% higher than those of spring canola. Winter canola can be used in your current double-cropping system (as a rotational crop following corn or soybean) or on acres that are fallow in winter.

## Q WHAT IS THE GROWING SEASON FOR WINTER CANOLA?

A Winter canola is planted in mid- to late September following the summer corn or soybean crop. Winter canola will sprout in about 5 to 7 days under the right conditions and requires around 600 GDUs to reach between 5 and 8 leaves with a stem diameter of 1/2" – 3/4". This ensures the best situation for winter hardiness before becoming dormant (overwintering) during the coldest part of the winter. In early spring, the winter canola restarts growth and is typically harvested in late May or early June, making it a great companion for double-crop soybeans.



## Q DO I NEED DIFFERENT EQUIPMENT TO PLANT AND HARVEST WINTER CANOLA?


A No, you will not need new or different equipment to plant and harvest winter canola. You can use traditional wheat, corn and soybean planting and harvest equipment with minimal retrofits. Incorporating winter canola into a rotation is easy because it fits right into current cropping systems. It follows traditional timing and equipment used for winter wheat crop rotations.

## Q DOES WINTER CANOLA REPLACE WINTER WHEAT IN THE ROTATION?

A No. Winter canola can be used in rotation with winter wheat since it needs 2 to 3 years before planting in the same field for disease prevention.

## Q WHAT KIND OF YIELDS CAN I EXPECT FROM WINTER CANOLA?

A Yield results for the 2024 – 2025 season of winter canola are exceeding expectations. Based on university trials, we anticipated yields of 45 – 55 Bu/A, with the potential to be higher based on individual operations. Here are average results from multiple farms:



\*Pioneer® brand winter canola weighted average of 53 Bu/A from approximately 75% of total planted on-farm acres in AL, IL, KY, MO and TN, representing the acreage reported and available at the time the 2025 harvested yield data were communicated, with data submitted via scale tickets.

## Q HOW IS THE CERTIFIED WINTER CANOLA PROGRAM DIFFERENT THAN COMPETITOR PROGRAMS?

A Pioneer is building on a century of breeding and agronomic expertise to deliver a locally adapted winter canola hybrid, increasing your chances of a successful harvest. Plus, the partnership with Bunge Chevron Ag Renewables can help provide market stability and contract assurances that all production from enrolled canola acres will be purchased. Simply put: Competitor programs don't have access to Pioneer technology and agronomic support, and they don't have the downstream market that's been established through this partnership with Bunge Chevron Ag Renewables.

## Q WHY DOES THE WINTER CANOLA CROP NEED TO BE CERTIFIED?

A The increasing demand for renewable energy sources has driven a surge of regulatory requirements and government incentives. To participate in the Certified Winter Canola Program, farmers need to certify their winter canola crop under Bunge's sustainability program. Certification provides documented proof to crop buyers that your farming operation meets sustainability requirements, which allows you to:

- Access competitive prices for crops.
- Comply with and access the growing renewable fuels market.
- Demonstrate your commitment to sustainable agriculture.

## Q DOES WINTER CANOLA REPLACE CORN OR SOYBEANS IN RENEWABLE FEEDSTOCK PRODUCTION?

A No. Demand for corn and soybeans is forecasted to continue to be strong, and winter canola isn't a replacement for those crops.